


Basics of Feathering

Unlock the mystery of free motion feathers. These feathers are simple and easy but yet elegant for any quilt. You will learn the basic feather and then how to use it in crosses, wreaths, hearts, swags, and borders. Learn how to vary the feather shape to fit into different quilt styles. Many designs and ideas are offered in this class.

Skill Level: Beginner



Welcome to My Block Party

No more cringing over Sampler quilts. This class will give you a multitude ideas as well as teach you many free motion techniques based on the continuous curve with other added surprises. You will curve, loop, curl, and feather your way around the block with only one start and stop.

DeLoa will also discuss ways to quilt those classics such as Double Wedding Ring, Log Cabin, Triple Irish Chain and several more that are quick and simple. Custom quilting no longer needs to be tedious or time consuming to be beautiful.

This class is a companion to my book "Sampler Solutions"

Skill level: All levels

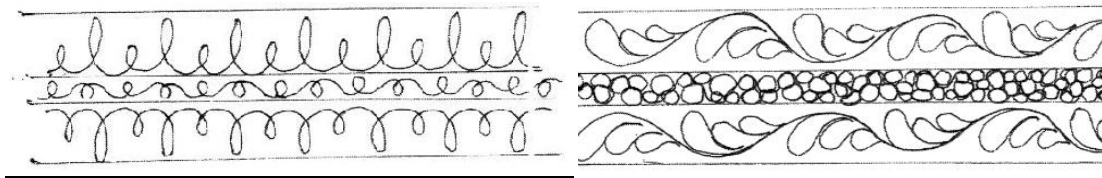
Supplies: Students need to bring 3 or 4 orphan blocks to quilt on.

Brilliant Borders and Sensational Sashings

If you are tired of turning your quilts to do the borders then this class is for you. I have developed many free-motion designs to do around the quilt without taking the time to turn my quilts. Learn over 25 designs that you will be able to do plus several variations to take home to practice. You will learn how to space the border so that it is evenly spaced and how to treat your corners so you can easily go around to the sides. These designs are simple, beautiful and with little set up time.

This class is a companion to my book "Border Patrol"

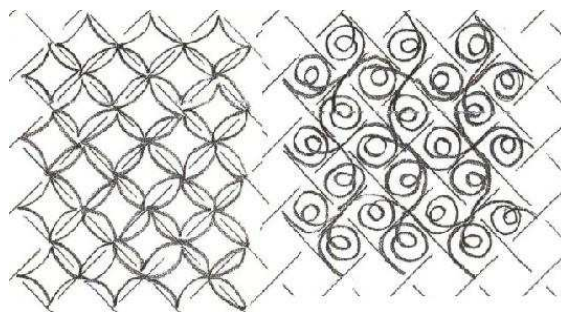
Skill level: All levels



Filling in the Fillers

Did you ever wonder how intricate free-motion designs can be done with everything very even? Let me unlock that mystery. I take background filler stencils and use them as the guides for free-motion. A simple crosshatch turns into concentric circles, and whirlies, such even and intricate patterns can be done so easily.

Skill Level: Intermediate



Got Stencils?, Use them!

I have a power point presentation along with a trunk show and I will explain the following:

What to look for in stencils to build a versatile stencil stash

How to look for inner less prominent designs to double the stencil collection at hand. How to fit stencils into areas of the quilt. How to adapt hand quilting stencils to machine quilting. How to add free motion to stencils to adapt them to areas or styles of the quilt. We will practice with some practice blocks and stencils for fitting the stencils as well as being creative with them.


I will show how to fit a border stencil in a border without the math and some tricks if it doesn't want to fit.

Skill Level: All Levels

Progressive Feathers

Feathers are the lines of a multitude of designs. In this class I will show you free motion hearts, swags, all over designs as well as traditional and non-traditional borders. These feathers are beyond the basics to inspire you to create the feathers to fit your quilts.

Skill level: Confident Beginner, Intermediate



Practical Machine Quilting as a Business

This has to be the best job in the world and I get to quilt all day every day. Now how do I make money at it? How do I deal with customers? How do I charge? These may be some of the questions you ask in a machine quilting business plus I am sure you have some of your own. Come and let me get you on a path to success. I will help you learn how to make your business one that is enjoyable as well as profitable. Learn from my 10 years of experience as I give you tips for the answers questions above as well as advertising, expanding and yes even some time for your own projects.

Skill Level: All Levels

Quilt me a Garden

I can't grow anything but my quilted flowers won't wilt and die. In this class I will show many free motion leaf and flower designs that can fit into borders, triangles, blocks, wreaths, and other arrangements. I will show you how to combine very simple shapes to make a multitude of flowers that you will want to fill in your quilts.

I have a book based on this technique "Quilt Me a Garden"

Skill Level: All Levels

