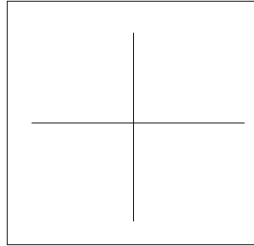


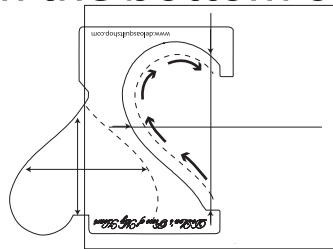
DeLoa's Piece of My Heart Instructions:



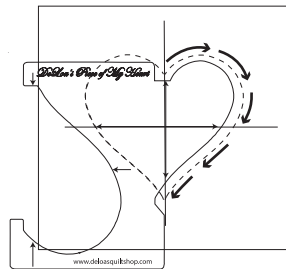
1. Using your favorite marking tool, mark a large, center cross hair.




2. Place the tool in the block with the "inny" portion lined up with the cross hairs. Sew from the bottom of the heart to the top. Leave the needle down.



3. Flip the ruler around and again match up the cross hairs. You will notice that the stitched markings on the ruler match up with the portion of the heart you have already stitched in step #2. Now sew down the "outy" portion of the ruler to complete the heart.



Finished Heart



Design Ideas:

